

express ionsmooth®+

INSTRUCTIONS, SAFETY AND WARRANTY GUIDE

Congratulations on the purchase of the Express Ion Smooth®+ smoothing iron. We hope you enjoy all of its features, benefits, and styling capabilities!

- Please read this guide thoroughly before use.
- Please keep this guide available for quick reference.

KEY BENEFITS

Reduces smoothing time – Our Express Ion Complex™ provides super-fast smoothing from the inside out while leaving the hair conditioned and frizz-free.

Heats evenly – Premium heaters provide even heating across the plates.

Helps control static – Super-charged negative ions neutralize the electrical charge in hair to help control static electricity and flyaways.

FEATURES


- Express Ion Complex™ is fused to the plates to speed straightening and help protect against damage
- Premium heaters provide even heat distribution
- 1.25" cushioned ceramic plates
- Digital temperature control with LCD display
- Beveled edges ensure no line of demarcation
- Slim plate design allows for straightening close to the scalp
- Customizable temperature settings
- Heats up to 410°F (210°C) in 60 seconds with a fast 6-second heat recovery time
- One-hour auto shut-off
- Dual voltage for worldwide use
- 9-foot professional-length swivel cord

OPERATING INSTRUCTIONS


To turn the iron on/off, press the Power button .

When the iron is turned on, the LCD will show the default setting of 360°F (182°C).


Use the +/- button to select your desired temperature.

Press the Mode button  1x to set the auto shut-off time (defaulted at 60 minutes).

Use the +/- button to adjust the time (range: 0-120 minutes).

Press the Mode button  2x to switch from Fahrenheit to Celsius.

Use the +/- button to adjust the temperature.

Press the Mode button  3x to return to Fahrenheit.

Use the +/- button to adjust the temperature.

Once you have finished styling, turn off and unplug the iron. The iron is intended for professional and consumer use. This iron has a polarized plug (one blade is wider than the other). As a safety feature, this plug will fit into a polarized outlet only one way. If the plug does not fit securely, reverse the plug. If it still does not fit, contact a qualified electrician. Do not attempt to defeat this safety feature. Use the appropriate plug adaptor when using this tool outside of North America.

STYLING TIPS

- Make sure hair is completely dry before use for best results.
- Take small sections of hair for optimum results.

TEMPERATURE SETTING	HAIR TYPE
250-290°F (121-143°C)	Fragile, Very Fine
290-330°F (143-166°C)	Fine
330-370°F (166-188°C)	Medium-Textured
370-410°F (188-210°C)	Thick
410°F (210°C)	Coarse, Very Thick

GENERAL SPECIFICATIONS

Model: PS12NAV17
Rated Voltage: 110-240VAC
Frequency (Hz): 50/60Hz
Rated Wattage: 40W
Length of A.C. Cord: 9 ft./2.7 m
Weight: 9.52 oz. (0.59 lbs.)/270 g

IMPORTANT SAFETY INSTRUCTIONS

READ ALL INSTRUCTIONS BEFORE USING.

DANGER – Every appliance is electrically live, even when the switch is off. When not in use, always unplug the iron to prevent the risk of fire.

WARNING – To reduce the risk of burns, electrocution, fire, or injury to persons and/or personal property:

- Use the iron only for the purpose described in this guide to prevent accidents, damage, or malfunction.
- This appliance should never be left unattended when plugged in.
- Avoid multiple cables to a plug or use of an extension cord to prevent starting a fire from overheating.
- KEEP AWAY FROM WATER to prevent fire, electric shock, damage, or malfunction.
- KEEP AWAY FROM CHILDREN.
- Do not handle the iron or cord with wet hands, as this may cause electric shock.
- Do not leave the iron in a position where it can fall or be pulled into a tub or sink.
- Keep the cord away from heated surfaces.
- DO NOT WRAP THE CORD AROUND THE IRON.
- Never place or insert objects on the iron plates due to the risk of causing fire, accidents, or malfunction.
- Do not operate where oxygen is being administered to avoid the risk of fire.
- DO NOT USE WHEN CORD HAS BEEN DAMAGED OR IF PLUG IS LOOSE.
- DO NOT REPAIR, TAMPER WITH, OR TRY TO RECONSTRUCT the iron, otherwise electric shock, malfunction, or accidents may result.
- When inserting or pulling out the plug, hold the plug firmly to prevent the cord from peeling and to prevent accidents or malfunction.
- Stop using immediately if you smell an offensive odor. If ignored, it could cause a fire or other accidents.
- Do not keep the iron in a damp place, such as a bathroom, or it may malfunction.
- Stop using the iron and remove from the power source when there is an earthquake or thunder.
- Unplug the iron from the power source when cleaning or wiping to prevent fire or electric shock.

MAINTENANCE

Daily Maintenance: For the safe use of the iron, check the following daily:

- Check the cord and surface of the cord. Never use if any parts are cracked, split, torn, or damaged.
- Check the plug and never use if cracked, split, or damaged.
- Check the plug pins and never use if transformed or damaged.
- Check the controller and do not use if cracked, split, broken, or damaged.
- When not in use, clean and dry the entire iron and store in a cool, dry place.

When ready to use, follow the directions for daily maintenance.

Daily Cleaning: To keep the plates clean, unplug the iron from the power source. Once the plates are cool, wipe them down after each use with a hot, damp towel.

WARNING: Do not wipe the iron with thinner, benzene, gasoline, lamp oil, and other solvents or chemicals, as that may cause accidents or malfunction, or damage the iron and void the warranty.

Defects and Malfunction

- Read all contents of the warranty completely and carefully before contacting the salon, the distributor, or pmprottools@paulmitchell.com/1-888-522-8622.
- The iron is covered under limited warranty for 12 months from the date of purchase.
- John Paul Mitchell Systems® is not responsible for damage caused by misuse or due to operator accidents, such as dropping the appliance on the floor.

WARRANTY RETURN PROCEDURE

For all warranty issues, please call 1-888-522-8622 or email us at pmprottools@paulmitchell.com for further instructions and a return address.

WARRANTY GUIDE

IMPORTANT WARRANTY NOTICE

**A purchase receipt is required for all warranty claims.
(Please read details below)**

IMPORTANT: Warranty valid only when appliance is purchased from an authorized Paul Mitchell® salon or distributor. Warranty valid only for Express Ion Smooth®+.

Terms and conditions may vary depending on salon/authorized retailer's individual exchange or return policy.

LIMITED 12-MONTH WARRANTY

Our 12-month warranty covers tools within the U.S. (Alaska, Hawaii, Puerto Rico, and Continental U.S.) and Canada only, and only when purchased from an authorized Paul Mitchell® salon or distributor.

The Paul Mitchell® Pro Tools™ warranty covers the appliance against defects in material or workmanship for 12 months from the date of purchase.

Sorry, no refunds will be given.

THIS WARRANTY DOES NOT COVER

- Damage due to any modifications to the appliance
- Normal wear and tear, which includes but is not limited to housing or plate scratches, and shorts or cuts in the power supply cord or plug
- Damage due to misuse and abuse such as:
 - Dropping
 - Wrong voltage supply
 - Neglecting safety precautions
- Tampering, such as repair or attempted repair by unauthorized party
- Neglect or lack of proper maintenance (e.g., dirty plates)
- Damage to cord. Please do not wrap the cord around the iron, as it can result in the cord breaking.

PLEASE BE ADVISED THAT IMPROPER USE OR MAINTENANCE OF YOUR APPLIANCE CAN RESULT IN DAMAGE TO PROPERTY OR PERSONAL INJURY, INCLUDING GREAT BODILY HARM. IT IS IMPORTANT TO FOLLOW THE INSTRUCTIONS. FAILURE TO DO SO CAN VOID THIS WARRANTY.

WITH PROOF OF PURCHASE AND WITHIN 12 MONTHS

Exchange of defective appliance is at Paul Mitchell's discretion. If your Paul Mitchell® Pro Tools™ appliance fails to operate properly within the first 12 months of purchase, consumers can return the iron to the salon where it was purchased (**terms and conditions may vary depending on salon/authorized retailer's individual exchange or return policy**), and stylists can return it to their distributor, making sure to bring the original proof of purchase. Otherwise, please call 1-888-522-8622 or email us at pmprottools@paulmitchell.com for further instructions. For the replacement of appliance under warranty, there is a \$14.00 (USD) fee payable to Paul Mitchell® Pro Tools™ to cover shipping, handling, and insurance to send your replacement appliance to you.

Warranty replacement of Limited Edition appliances is subject to availability; appliances may be replaced with a similar or equal product.

Repair or servicing of defective appliances is not offered.

ANY IMPLIED WARRANTIES, OBLIGATIONS, OR LIABILITIES, INCLUDING BUT NOT LIMITED TO THE IMPLIED WARRANTY OF MERCHANTABILITY AND FITNESS FOR A PARTICULAR PURPOSE, SHALL BE LIMITED TO THE 12-MONTH DURATION OF THIS WRITTEN LIMITED WARRANTY.

IN NO EVENT SHALL JOHN PAUL MITCHELL SYSTEMS® BE LIABLE FOR ANY SPECIAL, INCIDENTAL, OR CONSEQUENTIAL DAMAGES FOR BREACH OF THIS OR ANY OTHER WARRANTY, EXPRESSED OR IMPLIED, WHATSOEVER.

This warranty gives you specific legal rights, and you may also have other rights, which may vary from state to state both in the U.S. and Canada.

Guaranteed ONLY when purchased within the professional beauty salon industry, NOT from a drugstore, supermarket, or other unauthorized source.